

Kalpataru Engineering Ltd.

18, Rabindra Sarani Poddar Court, Gate No. 4, 4th Floor, Room No. 4 Kolkata-700001

CIN No. L27104WB1980PLC033133; Website: www.kalpataruengineering.co.in

Email ID: kalpataruengg ltd@gmail.com; Phone: (033) 4001-9900

Date: 16th April, 2021

To,
The Calcutta Stock Exchange Limited
7 Lyons Range,
Kolkata - 700 001

Sub: Quarterly Compliance of Shareholding Pattern as per SEBI Regulation 31 of the Securities and Exchange Board of India (Listing Obligation and Disclosure Requirements) Regulation, 2015 as on 31.03.2021.

Ref.: Script Code: CSE: 021104

Dear Sir/Madam


We are enclosing herewith the details of Shareholding Pattern of the Company pursuant as per Regulation 31 of SEBI (Listing Obligation & Disclosure Requirement) Regulation, 2015, for the Quarter ended 31st March, 2021.

Kindly take the above information on record.

Thanking you,
Yours faithfully,

For Kalpataru Engineering Ltd.

Sandeep Verma
Sandeep Verma
Company Secretary
M. No. 046612



Format of holding of specified securities

Annexure - I

- 1 **Name of Listed Entity : KALPATARU ENGINEERING LTD.**
- 2 Scrip Code/Name of Scrip/Class of Security :
- 3 Share Holding Pattern Filed under: Reg. 31(1) (b) : **Quarter Ended 31/03/2021**
- 4 Declaration:

	Particulars	Yes	No
1	Whether the Listed Entity has issued any partly paid up shares		NO
2	Whether the Listed Entity has issued any Convertible Securities or Warrants?		NO
3	Whether the Listed Entity has any shares against which depository receipt are issued?		NO
4	Whether the Listed Entity has any shares in locked-in?		NO
5	Whether any shares held by promoters are pledge or otherwise encumbered?		NO

- 5 The tabular format for disclosure of holding of specified securities is as follows:-





Table I - Summary Statement holding of specified securities

Category (i)	Category of shareholder (ii)	Nos. of shareholders (iii)	No. of fully paid-up equity shares held (iv)	No. of partly paid-up equity shares held (v)	No. of shares underlying Depository Receipt (vi)	Total nos. shares held (vii) = (iv)+(v)+(vi)	Shareholding as a % of total no. of shares (calculated as per SCFR, 1957) (viii) As a % of (A+B+C2)	Number of Voting Rights held in each class of securities (ix)			No. of Shares Underlying convertible securities (including Warrants) (x)	Shareholding as a % assuming full conversion of convertible securities (as a percentage of diluted share capital) (xi) = (viii)+(x) as a % of (A+B+C)	Number of Locked in shares (xii)		Number of Shares pledged or otherwise encumbered (xiii)		Number of equity shares held in dematerialized form (xiv)	
								No. of Voting Rights					Total as a % of (A+B+C)	No. (a)	As a % of total Shares held (b)	No. (a)		As a % of total Shares held (b)
								Class eq: x	Class eq: y	Total								
(A)	Promoter & Promoter Group	24	5198109	0	0	5198109	28.540	0	5198109	28.540	0	0.000	0	0.000	0	0.000	5091109	
(B)	Public	164	13015291	0	0	13015291	71.460	0	13015291	71.460	0	0.000	0	0.000	0	0.000	12742291	
(C)	Non Promoter - Non Public																	
(C1)	Shares underlying DRs																	
(C2)	Shares held by Employee Trusts																	
	TOTAL	188	18213400	0	0	18213400	100.000	0	18213400	100.000	0	0.000	0	0.000	0	0.000	17833400	






Table II - Statement showing shareholding pattern of the Promoter and Promoter Group

Sl. No.	Category & Name of shareholders	PAN (a)	Nos. of shareholders (b)	No. of fully paid up equity shares held (c)	No. of equity shares held (d)	Nos. of underlying Depository Receipt (e)	Total nos. shares (f) = (c)+(d)+(e)	Shareholding % computed as per SCRR, 1957 (A+B+C2) (g) = (f)/(10*100)	Number of Voting Rights held in each class of securities (h)			No. of Shares Underlying outstanding securities (including Warrants) (i)	Shareholding as % assuming full conversion of convertible securities (as a percentage of diluted share capital) (j) = (k)/(10*100)	Number of Locked in shares (k)		Number of Shares pledged or otherwise encumbered (l)		Number of equity shares held in dematerialised form (m)
									Class x	Class y	Total			No. (a)	As a % of total Shares held (b)	No. (a)	As a % of total Shares held (b)	
(1)	Indian Individuals/Hindu Undivided Family		0	0	0	0	0	0.000	0	0	0	0	0.000	0	0.000	0	0.000	0
(a)	AJAY KUMAR AGARWAL		8	70900	0	0	70900	0.389	70900	0	0	0	0.389	0	0.000	0	0.000	61900
	AMIT KUMAR AGARWALLA		0	9000	0	0	9000	0.049	9000	0	0	0	0.049	0	0.000	0	0.000	0
	RIMI KOTHARI		0	9000	0	0	9000	0.049	9000	0	0	0	0.049	0	0.000	0	0.000	9000
	RADHESHYAM AGARWAL		0	8400	0	0	8400	0.046	8400	0	0	0	0.046	0	0.000	0	0.000	8400
	AAHHR6238Q		0	9000	0	0	9000	0.049	9000	0	0	0	0.049	0	0.000	0	0.000	9000
	AFOFK2326R		0	9000	0	0	9000	0.049	9000	0	0	0	0.049	0	0.000	0	0.000	9000
	ADVPB4079L		0	9000	0	0	9000	0.049	9000	0	0	0	0.049	0	0.000	0	0.000	9000
	SUNITA AGARWAL		0	9000	0	0	9000	0.049	9000	0	0	0	0.049	0	0.000	0	0.000	9000
	TARA DEVI KOTHARI		0	8500	0	0	8500	0.047	8500	0	0	0	0.047	0	0.000	0	0.000	8500
(b)	Central Government/State Government(s)		0	0	0	0	0	0.000	0	0	0	0	0.000	0	0.000	0	0.000	0
(c)	Financial Institutions/Banks		0	0	0	0	0	0.000	0	0	0	0	0.000	0	0.000	0	0.000	0
(d)	Any Other Bodies Corporate		16	5127209	0	0	5127209	28.151	5127209	0	5127209	0	28.151	0	0.000	0	0.000	5029209
	EKDMIT SALES PRIVATE LIMITED	AACCE2948I	0	302000	0	0	302000	1.658	302000	0	302000	0	1.658	0	0.000	0	0.000	302000
	GLORY TRADE & EXPORTS LTD	AACCK9J72A	0	20000	0	0	20000	0.110	20000	0	20000	0	0.110	0	0.000	0	0.000	0
	KIRSTEN TRIEUP PRIVATE LIMITED	AACCC9J72A	0	1269200	0	0	1269200	6.968	1269200	0	1269200	0	6.968	0	0.000	0	0.000	1269200
	WANGALRASHI COMMOTRADE LIMITED	AAICM0216H	0	252000	0	0	252000	1.384	252000	0	252000	0	1.384	0	0.000	0	0.000	252000
	MARKS N GLUX AUTOMOTIVES PRIVATE LIMITED	AAICXJ105K	0	870000	0	0	870000	4.777	870000	0	870000	0	4.777	0	0.000	0	0.000	870000
	MARKS N GLUX MOTORS PRIVATE LIMITED	AAFCM5821R	0	252000	0	0	252000	1.384	252000	0	252000	0	1.384	0	0.000	0	0.000	252000
	NAVURGA VINCOM PRIVATE LIMITED	AADCN2749P	0	252000	0	0	252000	1.384	252000	0	252000	0	1.384	0	0.000	0	0.000	252000
	NIRWALA MERCHANDISE PRIVATE LIMITED	AADCN1590N	0	302000	0	0	302000	1.658	302000	0	302000	0	1.658	0	0.000	0	0.000	302000
	NIRWALUNJI SALES LIMITED	AAECN0439K	0	252000	0	0	252000	1.384	252000	0	252000	0	1.384	0	0.000	0	0.000	252000
	OMATIC WYAPAAR PVT. LTD		0	18000	0	0	18000	0.099	18000	0	18000	0	0.099	0	0.000	0	0.000	0
	PANCHRATAN MERCANTILE PRIVATE LIMITED	AAFCP4281Q	0	252000	0	0	252000	1.384	252000	0	252000	0	1.384	0	0.000	0	0.000	252000
	PURPOSIVE TRADERS PVT LTD	AAECP3908M	0	5000	0	0	5000	0.027	5000	0	5000	0	0.027	0	0.000	0	0.000	5000
	RUDRAMUKHI VINTRADE LIMITED	AAFCR9464F	0	252000	0	0	252000	1.384	252000	0	252000	0	1.384	0	0.000	0	0.000	252000
	SATYAM PROJECTS LTD		0	10000	0	0	10000	0.055	10000	0	10000	0	0.055	0	0.000	0	0.000	0
	SHIVDHARA SUPPLIERS PRIVATE LIMITED	AAANC5205M	0	302500	0	0	302500	1.661	302500	0	302500	0	1.661	0	0.000	0	0.000	302500
	TRENDON DISTRIBUTORS PRIVATE LIMITED	AACCT2786M	0	516509	0	0	516509	2.836	516509	0	516509	0	2.836	0	0.000	0	0.000	466509
	Trusts		0	0	0	0	0	0.000	0	0	0	0	0.000	0	0.000	0	0.000	0




Table III - Statement showing shareholding pattern of the Public shareholder

Category & Name of shareholders (i)	PAN (ii)	Nos. of shareholders (iii)	Nos. of fully paid-up equity shares held (iv)	Nos. of partly paid-up equity shares held (v)	Nos. of shares underlying Depository Receipt (vi)	Total nos. shares held (vii) = (iv)+(v)+(vi)	Shareholding % as per SCRR, 1957 as a % of (A+B+C2) (viii)	Number of Voting Rights held in each class of securities (ix)			No. of Shares Outstanding convertible securities (including Warrants) (x)	Shareholding as a % assuming full conversion of convertible securities (as a percentage of diluted share capital) (xi) = (vii)+(x) as a % of (A+B+C)	Number of Locked in shares (xii)		Number of Shares pledged or otherwise encumbered (a)	As a % of total Shares held (b)	Number of equity shares held in dematerialized form (xiv)
								Class x	Class y	Total			No. (a)	As a % of total Shares held (b)			
(1) Institutions		0	0	0	0	0	0.000	0	0	0	0	0.000	0	0.000	0	0.000	0
(a) Mutual Funds		0	0	0	0	0	0.000	0	0	0	0	0.000	0	0.000	0	0.000	0
Venture Capital Funds		0	0	0	0	0	0.000	0	0	0	0	0.000	0	0.000	0	0.000	0
(b) Alternate Investment Funds		0	0	0	0	0	0.000	0	0	0	0	0.000	0	0.000	0	0.000	0
(c) Foreign Venture Capital Investors		0	0	0	0	0	0.000	0	0	0	0	0.000	0	0.000	0	0.000	0
(d) Foreign Portfolio Investors		0	0	0	0	0	0.000	0	0	0	0	0.000	0	0.000	0	0.000	0
(e) Financial Institutions/Banks		0	0	0	0	0	0.000	0	0	0	0	0.000	0	0.000	0	0.000	0
(f) Insurance Companies		0	0	0	0	0	0.000	0	0	0	0	0.000	0	0.000	0	0.000	0
(g) Provident Funds/Pension Funds		0	0	0	0	0	0.000	0	0	0	0	0.000	0	0.000	0	0.000	0
(h) Any Other		0	0	0	0	0	0.000	0	0	0	0	0.000	0	0.000	0	0.000	0
Foreign Institutional Investors		0	0	0	0	0	0.000	0	0	0	0	0.000	0	0.000	0	0.000	0
(2) QFI - Corporate		0	0	0	0	0	0.000	0	0	0	0	0.000	0	0.000	0	0.000	0
Sub-Total (B)(1)		0	0	0	0	0	0.000	0	0	0	0	0.000	0	0.000	0	0.000	0
Central Government/State Government(s)/President of India		0	0	0	0	0	0.000	0	0	0	0	0.000	0	0.000	0	0.000	0
Sub-Total (B)(2)		0	0	0	0	0	0.000	0	0	0	0	0.000	0	0.000	0	0.000	0
(3) Non-Institutions		0	0	0	0	0	0.000	0	0	0	0	0.000	0	0.000	0	0.000	0
(a) Individuals		0	0	0	0	0	0.000	0	0	0	0	0.000	0	0.000	0	0.000	0
i) Individual shareholders holding nominal share capital up to Rs. 2 Lakhs.		125	1112250	0	0	1112250	6.107	1112250	0	1112250	6.107	6.107	0	0.000	0	0.000	1099250
ii) Individual shareholders holding nominal share capital in excess of Rs.2 Lakhs.		16	976060	0	0	976060	5.359	976060	0	976060	5.359	5.359	0	0.000	0	0.000	826060
SAGAR KISHORBHAI GAJERA	ADAFS1642M	0	269160	0	0	269160	1.478	269160	0	269160	1.478	1.478	0	0.000	0	0.000	269160

Table IV - Statement showing shareholding pattern of the Non Promoter - Non Public shareholder

Category & Name of shareholders (i)	PAN (ii)	Nos. of shareholders (iii)	No. of fully paid up equity shares held (iv)	No. of partly paid-up equity shares held (v)	Nos. of shares underlying Depository Receipt (vi)	Total nos. shares held (vii) = (iv)+(v)+(vi)	Shareholding % calculated as per SCRR, 1957 As a % of (A+B+C2) (viii)	Number of Voting Rights held in each class of securities (ix)			No. of Shares Underlying Outstanding convertible securities (including Warrants) (x)	Shareholding as a % assuming full conversion of convertible securities (as a percentage of diluted share capital) (xi) = (vii)+(x) as a % of (A+B+C)	Number of Locked in shares (xii)		Number of Shares pledged or otherwise encumbered (xiii)		Number of equity shares held in dematerialized form (xiv)
								No. of Voting Rights					No. (a)	As a % of total Shares held (b)	No. (a)	As a % of total Shares held (b)	
								Class x	Class y	Total							
(1) Custodian, DR Holder																	
(2) Employee Benefit Trust (under SEBI (share based Employee Benefit) Regulations, 2014)																	
Total Non-Promoter - Non-Public Shareholding (C)=(1)+(C)+(2)																	




Table V - Statement showing shareholding details of significant beneficial owner

Details of the significant beneficial owner (I)			Details of the registered owner (II)			Details of holding/ exercise of right of the SBO in the reporting company, whether direct or indirect :(III) Whether by virtue of:						
Sr No.	Name	PAN/Passport No. in case of a foreign national	Nationality	Name	PAN/Passport No. in case of a foreign national	Nationality	Shares %	Voting rights %	Rights on distributable dividend or any other distribution %	Exercise of control	Exercise of significant influence	Date of creation / acquisition of significant beneficial interest (IV)

